

# Austin Testing Laboratories

An Acuity Brands Company

2011 Rundberg Lane  
Austin, Tx. 78758

PRINT DATE: June 11, 2009

TEST NO: ABA201007

MANUFACTURER: ACUITY BRANDS LIGHTING

LUMINAIRE CATALOG NO.: TLHPM15 3R 150S GCF SR4SC DBL

LUMINAIRE DESCRIPTION: TERSEN LUMINAIRE HIGHLAND PARK 1.5 SERIES, WITH MONUMENT STYLE ROOF AND CLEAR FLAT GLASS

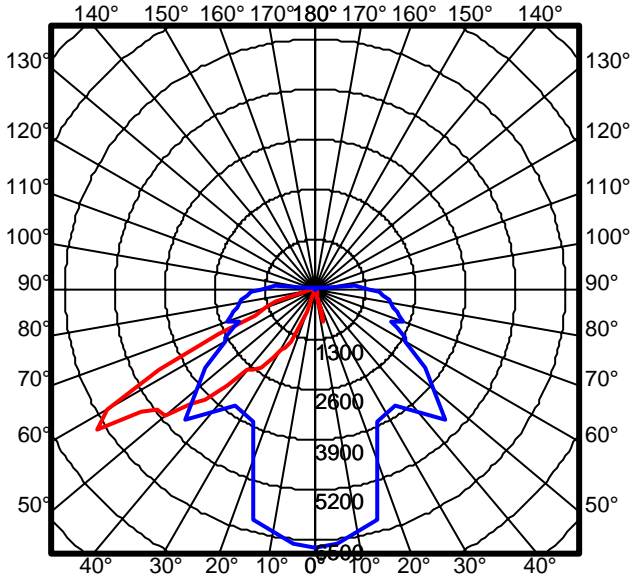
LAMP CATALOG NO.: LU150/MED. LUMEN RATING: 16000 Lms.

LAMP DESCRIPTION: 150 WATTS HPS LAMP

LUMENS PER LAMP: 16000

## MAXIMUM PLANE AND CONE PLOTS

Maximum Candela = 6720.6

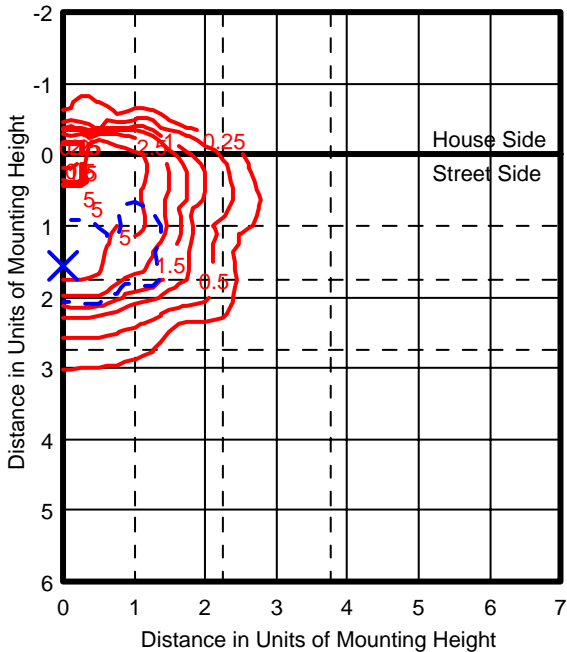


— Max - 0° Horiz  
— Max - 57.5° Vert

## ISOILLUMINANCE PLOT (FC)

Mounting Height = 12 ft.

Classification: Unclassified (Type III, Very Short), Cutoff

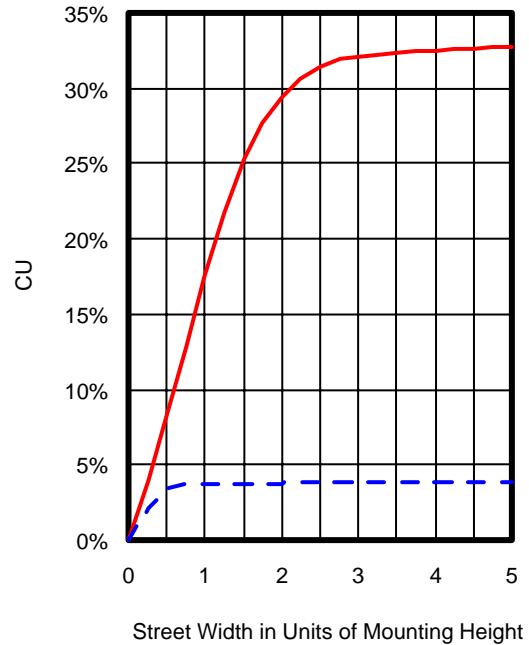


— X — Maximum Intensity  
- - - 1/2 Maximum Intensity

## ZONAL LUMEN SUMMARY

Zone	Lumens	% Lamp
Downward Street Side	5257.1	32.9
Downward House Side	614.2	3.8
Downward Total	5871.3	36.7
Upward Street Side	17.3	0.1
Upward House Side	17.2	0.1
Upward Total	34.5	0.2
Total	5905.8	36.9

## COEFFICIENTS OF UTILIZATION



— Street Side  
- - - House Side

TESTED BY: \_\_\_\_\_

# Austin Testing Laboratories

An Acuity Brands Company

2011 Rundberg Lane  
Austin, Tx. 78758

PRINT DATE: **June 11, 2009**

TEST NO: **ABA201007**

MANUFACTURER: **ACUITY BRANDS LIGHTING**

LUMINAIRE CATALOG NO.: **TLHPM15 3R 150S GCF SR4SC DBL**

LUMINAIRE DESCRIPTION: **TERSEN LUMINAIRE HIGHLAND PARK 1.5 SERIES, WITH MONUMENT STYLE ROOF AND CLEAR FLAT GLASS**

LAMP CATALOG NO.: **LU150/MED. LUMEN RATING: 16000 Lms.**

LAMP DESCRIPTION: **150 WATTS HPS LAMP**

LUMENS PER LAMP: **16000**

**CANDELA DISTRIBUTION**

	0	5	15	25	35	45	55	60	65	70	75	80	85	90
0	5	5	5	5	5	5	5	5	5	5	5	5	5	5
5	5	5	6	6	6	6	6	6	6	6	6	6	6	6
15	68	68	67	64	63	59	25	29	47	62	61	58	60	60
25	1498	1438	1351	429	236	901	1767	1845	1922	1946	1942	1872	1781	1675
35	2459	2464	2456	2247	699	1787	2121	2062	2101	2188	2158	2102	2008	1818
45	4020	4001	3874	3182	1939	2905	2875	2558	2571	2627	2653	2644	2553	2280
55	5521	5429	5062	3890	3454	4829	3681	2916	2647	2705	2487	2345	2075	1654
57.5	<b>6721</b>	6614	6161	3768	3654	4756	3506	2712	2338	2448	2205	2018	1795	1403
65	2754	2888	3386	2882	3874	2797	2058	1699	1312	1632	1734	1522	1393	1066
75	445	425	495	597	175	541	544	256	348	452	452	482	239	146
85	39	39	41	25	31	11	9	11	12	13	13	12	9	8
90	6	6	4	3	3	3	3	3	3	4	4	5	4	4
95	10	9	3	1	1	1	2	2	2	3	4	4	4	3
105	29	23	3	1	1	0	1	1	2	7	13	16	15	11
115	6	6	2	1	1	0	1	2	3	6	13	20	18	12
125	2	2	2	1	1	1	2	2	2	3	5	6	6	5
135	2	2	2	2	2	2	3	2	3	3	4	4	4	4
145	5	5	5	5	5	4	5	5	5	5	5	5	5	5
155	18	18	19	19	17	18	17	16	14	13	12	11	11	10
165	11	11	11	10	12	17	21	22	22	22	22	22	22	23
175	2	3	2	2	2	2	3	2	3	3	4	4	4	4
180	2	2	2	2	2	2	2	2	2	2	2	2	2	2

**CANDELA DISTRIBUTION**

	90	95	105	115	125	135	145	155	165	175	180
0	5	5	5	5	5	5	5	5	5	5	5
5	6	6	5	5	4	4	4	4	4	4	4
15	60	56	33	17	10	20	21	426	777	864	874
25	1675	1587	1522	888	246	336	120	88	104	79	74
35	1818	1588	1296	553	122	92	81	112	76	56	55
45	2280	1884	927	207	91	52	52	35	39	26	21
55	1654	1162	381	182	69	33	34	28	24	21	17
57.5	1403	1018	252	122	60	30	33	28	24	20	17
65	1066	559	50	32	25	20	24	23	20	18	15
75	146	123	19	16	13	11	14	17	15	16	15
85	8	7	6	5	5	5	6	6	7	8	7
90	4	4	3	3	2	2	3	3	3	3	3
95	3	3	2	1	1	1	2	2	2	2	2
105	11	6	2	2	2	2	2	3	4	5	6
115	12	7	3	2	3	3	3	4	7	19	22
125	5	4	4	4	4	4	5	5	7	15	20
135	4	5	5	5	5	5	6	6	7	9	9
145	5	6	6	5	6	6	6	6	7	7	6
155	10	10	10	9	8	8	8	8	8	7	6
165	23	23	23	21	20	22	21	19	17	15	14
175	4	4	4	4	3	4	5	6	7	9	8
180	2	2	2	2	2	2	2	2	2	2	2