

# Austin Testing Laboratories

An Acuity Brands Company

2011 West Rundberg Lane  
Austin, Tx. 78758

PRINT DATE: June 12, 2009

TEST NO: ABA201009

MANUFACTURER: ACUITY BRANDS LIGHTING

LUMINAIRE CATALOG NO.: TLHPM15 3R 150M GCF SR3 DBL

LUMINAIRE DESCRIPTION: TERSEN LUMINAIRE HIGHLAND PARK 1.5 SERIES, WITH MONUMENT STYLE ROOF AND CLEAR F

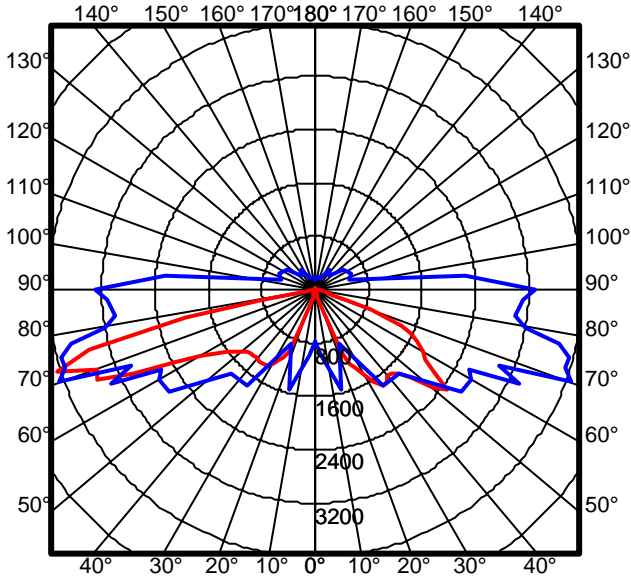
LAMP CATALOG NO.: MXR150/U/MED. LUMEN RATING: 12500 Lms.

LAMP DESCRIPTION: 150 WATTS MH LAMP

LUMENS PER LAMP: 12500

## MAXIMUM PLANE AND CONE PLOTS

Maximum Candela = 4065.5

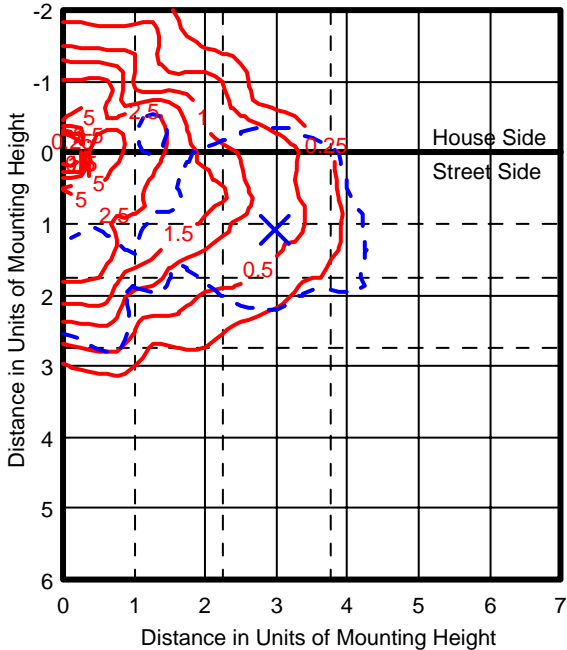


— Max - 70° Horiz  
— Max - 72.5° Vert

## ISOILLUMINANCE PLOT (FC)

Mounting Height = 12 ft.

Classification: Type III, Medium, Cutoff

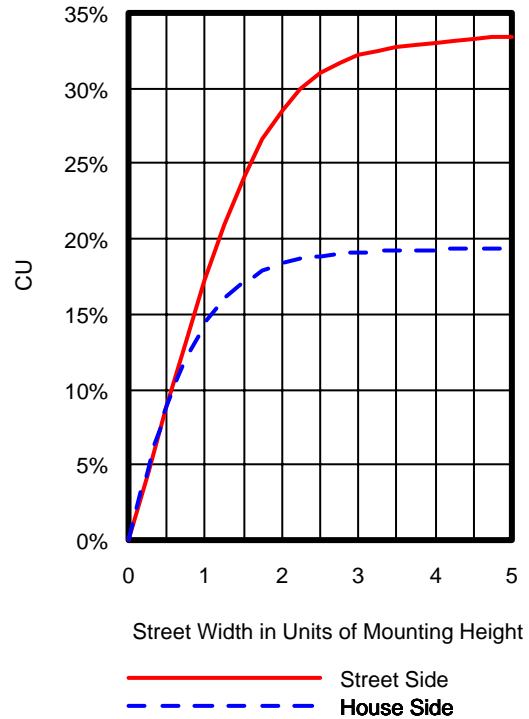


— X — Maximum Intensity  
- - - 1/2 Maximum Intensity

## ZONAL LUMEN SUMMARY

Zone	Lumens	% Lamp
Downward Street Side	4207.9	33.7
Downward House Side	2438.5	19.5
Downward Total	6646.4	53.2
Upward Street Side	15.7	0.1
Upward House Side	15.5	0.1
Upward Total	31.2	0.2
Total	6677.6	53.4

## COEFFICIENTS OF UTILIZATION



TESTED BY: \_\_\_\_\_

# Austin Testing Laboratories

An Acuity Brands Company

2011 West Rundberg Lane  
Austin, Tx. 78758

PRINT DATE: June 12, 2009

TEST NO: ABA201009

MANUFACTURER: ACUITY BRANDS LIGHTING

LUMINAIRE CATALOG NO.: TLHPM15 3R 150M GCF SR3 DBL

LUMINAIRE DESCRIPTION: TERSEN LUMINAIRE HIGHLAND PARK 1.5 SERIES, WITH MONUMENT STYLE ROOF AND CLEAR F

LAMP CATALOG NO.: MXR150/U/MED. LUMEN RATING: 12500 Lms.

LAMP DESCRIPTION: 150 WATTS MH LAMP

LUMENS PER LAMP: 12500

## CANDELA DISTRIBUTION

	0	5	15	25	35	45	55	60	65	70	75	80	85	90
0	5	5	5	5	5	5	5	5	5	5	5	5	5	5
5	4	5	5	5	4	4	4	4	4	5	4	5	5	5
15	96	93	89	86	70	73	70	65	66	72	77	82	87	92
25	1051	1076	1045	1179	720	773	1185	1164	1135	1109	1114	1128	1160	1185
35	1086	1089	1160	1339	889	884	1336	1334	1336	1355	1391	1483	1602	1691
45	1459	1450	1522	1665	959	1246	1468	1355	1335	1365	1394	1479	1621	1739
55	3227	2962	3142	2506	1614	1683	1834	1703	1627	1598	1674	1700	1723	1807
65	2804	2822	3273	1920	2333	2051	2503	2798	3237	3010	3403	2840	2494	2382
72.5	772	987	1540	882	1769	1760	2669	2704	3364	<b>4066</b>	3933	3206	3057	3300
75	314	391	649	422	1324	1368	2117	2259	3157	3510	3285	2750	2452	2322
85	18	26	15	13	15	17	27	45	46	34	38	52	57	43
90	5	5	5	4	4	3	4	5	5	6	7	7	7	7
95	5	5	3	2	2	2	2	3	3	4	5	6	6	6
105	17	16	5	2	1	1	1	2	2	4	7	10	11	11
115	6	6	3	2	1	1	1	2	2	4	6	11	14	12
125	3	4	3	2	2	2	2	3	3	4	4	6	6	6
135	3	3	3	3	3	3	3	3	3	4	4	4	5	4
145	5	5	5	5	5	5	5	5	5	5	5	5	5	5
155	12	12	13	13	13	13	13	12	12	11	10	10	9	9
165	14	13	13	13	13	14	15	15	15	15	15	15	15	15
175	3	3	3	3	3	2	2	2	3	3	3	3	3	3
180	2	2	2	2	2	2	2	2	2	2	2	2	2	2

## CANDELA DISTRIBUTION

	90	95	105	115	125	135	145	155	165	175	180
0	5	5	5	5	5	5	5	5	5	5	5
5	5	5	5	4	4	4	4	4	4	4	4
15	92	94	85	54	39	44	44	58	86	95	100
25	1185	1203	1189	1116	553	726	1158	1061	1014	990	970
35	1691	1764	1785	1567	691	789	1257	1323	1149	1109	1088
45	1739	1813	1788	1575	707	744	1337	1301	1136	1070	1062
55	1807	1940	2203	1925	697	680	1213	1039	900	870	866
65	2382	1864	1514	1512	743	654	1127	664	496	440	424
72.5	3300	2255	525	599	505	309	361	205	190	167	164
75	2322	1373	370	288	273	203	250	169	161	147	143
85	43	44	37	35	44	16	20	19	29	31	30
90	7	7	7	6	5	4	5	4	5	5	4
95	6	6	4	4	3	2	2	2	3	3	4
105	11	9	4	3	2	2	2	2	4	6	6
115	12	8	5	4	3	3	2	3	5	14	18
125	6	5	5	4	3	3	3	4	5	7	9
135	4	4	4	4	3	4	3	4	5	5	5
145	5	5	5	4	4	4	4	4	5	5	4
155	9	8	8	9	8	8	7	7	7	7	6
165	15	15	15	15	14	16	17	16	15	14	14
175	3	3	3	3	3	3	3	3	4	5	4
180	2	2	2	2	2	2	2	2	2	2	2