

# Austin Testing Laboratories

An Acuity Brands Company

2011 West Rundberg Lane  
Austin, Tx. 78758

PRINT DATE: June 18, 2009

TEST NO: ABA201010a

MANUFACTURER: ACUITY BRANDS LIGHTING

LUMINAIRE CATALOG NO.: TLHPM15 3R 150S GCF DBL

LUMINAIRE DESCRIPTION: TERSEN LUMINAIRE HIGHLAND PARK 1.5 SERIES, WITH MONUMENT STYLE ROOF AND CLEAR FLAT GLASS

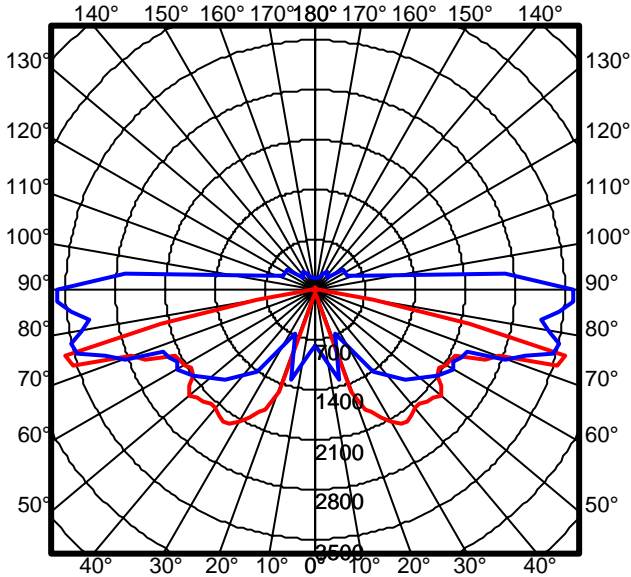
LAMP CATALOG NO.: LU150/MED. LUMEN RATING: 16000 Lms.

LAMP DESCRIPTION: 150 WATTS HPS LAMP

LUMENS PER LAMP: 16000

## MAXIMUM PLANE AND CONE PLOTS

Maximum Candela = 3629.7

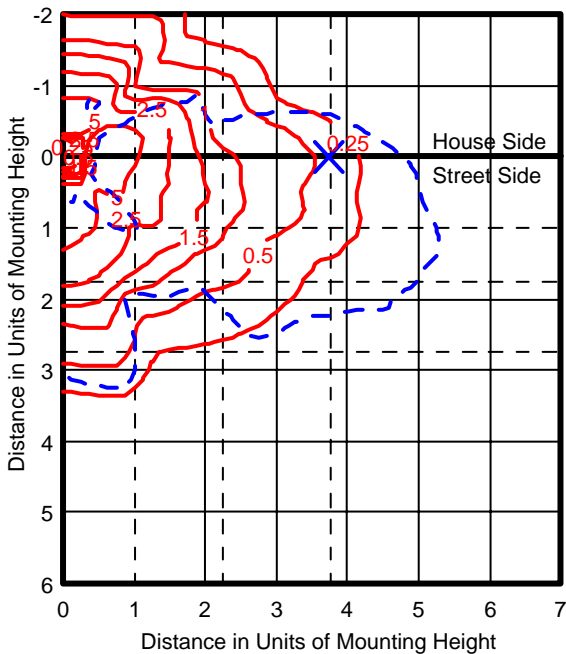


— Max - 90° Horiz  
— Max - 75° Vert

## ISOILLUMINANCE PLOT (FC)

Mounting Height = 12 ft.

Classification: Type III, Medium, Cutoff

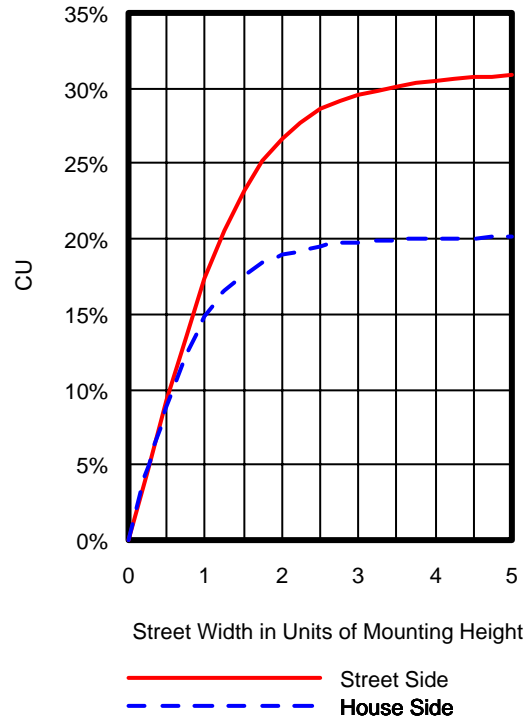


X Maximum Intensity  
- - - 1/2 Maximum Intensity

## ZONAL LUMEN SUMMARY

Zone	Lumens	% Lamp
Downward Street Side	4996.8	31.2
Downward House Side	3238.2	20.2
Downward Total	8235.0	51.5
Upward Street Side	26.0	0.2
Upward House Side	23.8	0.1
Upward Total	49.9	0.3
Total	8284.9	51.8

## COEFFICIENTS OF UTILIZATION



TESTED BY: \_\_\_\_\_

# Austin Testing Laboratories

An Acuity Brands Company

2011 West Rundberg Lane  
Austin, Tx. 78758

PRINT DATE: June 18, 2009

TEST NO: ABA201010a

MANUFACTURER: ACUITY BRANDS LIGHTING

LUMINAIRE CATALOG NO.: TLHPM15 3R 150S GCF DBL

LUMINAIRE DESCRIPTION: TERSEN LUMINAIRE HIGHLAND PARK 1.5 SERIES, WITH MONUMENT STYLE ROOF AND CLEAR FLAT GLASS

LAMP CATALOG NO.: LU150/MED. LUMEN RATING: 16000 Lms.

LAMP DESCRIPTION: 150 WATTS HPS LAMP

LUMENS PER LAMP: 16000

## CANDELA DISTRIBUTION

	0	5	15	25	35	45	55	60	65	70	75	80	85	90
0	7	7	7	7	7	7	7	7	7	7	7	7	7	7
5	7	7	7	7	7	7	7	7	7	7	7	7	7	7
15	119	117	115	110	108	113	108	107	109	118	122	124	126	128
25	1717	1723	1718	1784	1052	1101	1930	1948	1957	1916	1886	1885	1886	1891
35	1826	1793	1845	1959	1423	1169	2113	2071	2075	2078	2096	2171	2248	2251
45	2513	2350	2415	2266	1614	1211	2096	1948	1875	1875	1928	2022	2119	2206
55	3258	3305	3099	2799	2163	1699	2533	2300	2096	1987	2063	2025	2046	2107
65	2588	2621	2631	1722	2104	2174	2531	3091	2695	2615	2768	2509	2388	2178
75	776	901	1305	690	1420	1774	2080	2229	2257	2848	3451	3339	3424	<b>3630</b>
85	25	30	19	16	17	23	74	78	107	99	87	76	74	61
90	7	7	6	5	4	4	5	6	6	7	8	9	10	10
95	8	8	5	3	3	2	3	4	4	5	6	8	10	10
105	29	27	9	3	2	2	2	3	3	5	10	16	19	19
115	12	12	7	4	2	2	2	3	4	6	10	17	22	21
125	6	6	5	4	3	3	3	4	4	6	8	9	9	9
135	6	5	5	5	4	4	5	5	5	6	6	7	6	7
145	8	7	8	7	7	7	8	8	8	8	8	8	8	8
155	21	20	21	22	22	22	24	22	21	20	18	17	17	16
165	24	24	24	23	23	25	27	27	27	26	26	26	25	25
175	5	5	5	5	4	4	4	5	5	5	5	5	5	6
180	4	4	4	4	4	4	4	4	4	4	4	4	4	4

## CANDELA DISTRIBUTION

	90	95	105	115	125	135	145	155	165	175	180
0	7	7	7	7	7	7	7	7	7	7	7
5	7	7	7	7	7	6	7	7	7	7	7
15	128	126	113	64	55	60	52	70	91	108	97
25	1891	1899	1872	1812	896	941	1749	1715	1644	1618	1606
35	2251	2273	2318	2239	1139	1028	1880	1824	1689	1693	1672
45	2206	2278	2307	2163	1120	936	1821	1775	1528	1468	1463
55	2107	2200	2411	2358	978	746	1538	1376	1220	1166	1165
65	2178	1903	1771	1817	1022	720	1368	986	793	688	683
75	<b>3630</b>	2685	705	497	481	221	313	237	177	160	166
85	61	55	65	45	44	21	25	23	30	32	33
90	10	10	8	7	6	5	6	6	5	6	6
95	10	9	6	5	4	3	3	3	4	6	6
105	19	16	6	4	3	2	3	3	5	10	11
115	21	15	7	5	3	3	3	4	8	24	32
125	9	8	7	5	4	4	4	5	7	11	13
135	7	7	6	6	5	5	5	6	6	7	7
145	8	8	7	7	6	6	6	7	7	7	7
155	16	15	14	14	14	13	13	12	12	11	10
165	25	25	25	25	25	26	29	29	27	25	24
175	6	6	6	5	5	5	5	6	6	8	7
180	4	4	4	4	4	4	4	4	4	4	4