

# Austin Testing Laboratories

An Acuity Brands Company

2011 West Rundberg Lane  
Austin, Tx. 78758

PRINT DATE: June 17, 2009

TEST NO: ABA201015

MANUFACTURER: ACUITY BRANDS LIGHTING

LUMINAIRE CATALOG NO.: TLHPC15 3R 150M GCF SR3 DBL

LUMINAIRE DESCRIPTION: TERSEN LUMINAIRE HIGHLAND PARK 1.5 SERIES, WITH (C) STYLE ROOF AND CLEAR FLAT GLASS

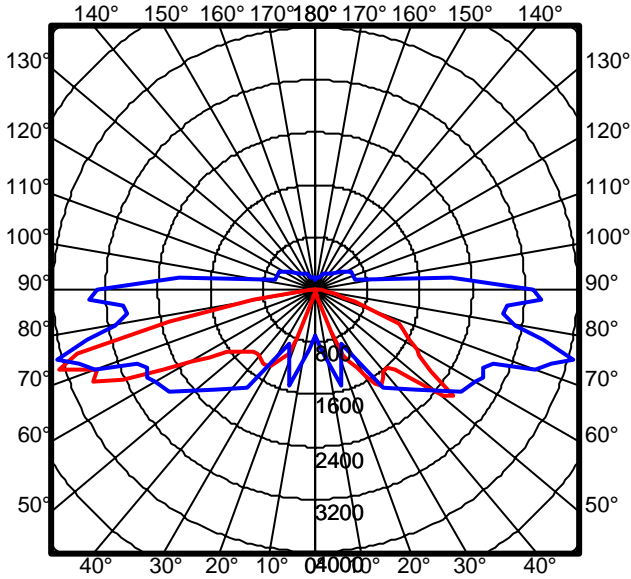
LAMP CATALOG NO.: MXR150/U/MED. LUMEN RATING: 12500 Lms.

LAMP DESCRIPTION: 150 WATTS MH LAMP

LUMENS PER LAMP: 12500

## MAXIMUM PLANE AND CONE PLOTS

Maximum Candela = 4086.2

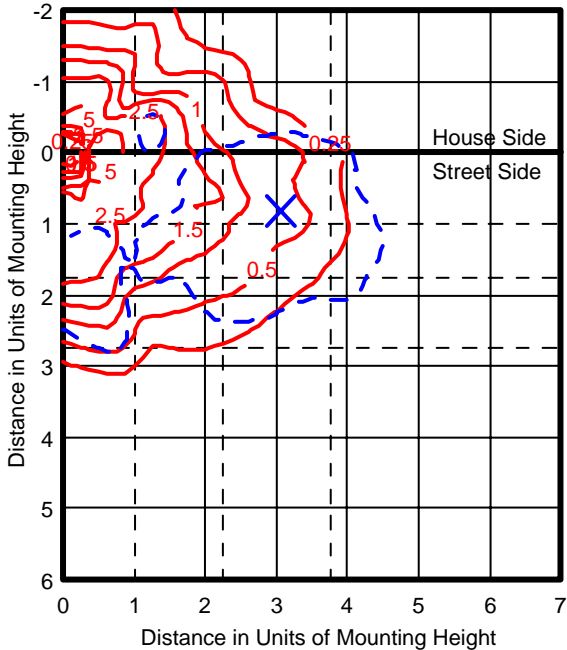


— Max - 75° Horiz  
— Max - 72.5° Vert

## ISOILLUMINANCE PLOT (FC)

Mounting Height = 12 ft.

Classification: Type III, Medium, Cutoff

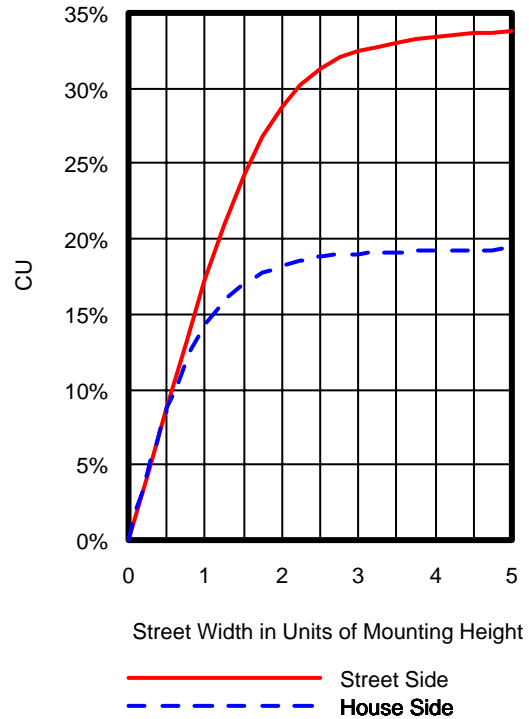


— X — Maximum Intensity  
- - - 1/2 Maximum Intensity

## ZONAL LUMEN SUMMARY

Zone	Lumens	% Lamp
Downward Street Side	4252.9	34.0
Downward House Side	2428.3	19.4
Downward Total	6681.2	53.4
Upward Street Side	13.0	0.1
Upward House Side	12.7	0.1
Upward Total	25.7	0.2
Total	6706.9	53.7

## COEFFICIENTS OF UTILIZATION



TESTED BY: \_\_\_\_\_

# Austin Testing Laboratories

An Acuity Brands Company

2011 West Rundberg Lane  
Austin, Tx. 78758

PRINT DATE: June 17, 2009

TEST NO: ABA201015

MANUFACTURER: ACUITY BRANDS LIGHTING

LUMINAIRE CATALOG NO.: TLHPC15 3R 150M GCF SR3 DBL

LUMINAIRE DESCRIPTION: TERSEN LUMINAIRE HIGHLAND PARK 1.5 SERIES, WITH (C) STYLE ROOF AND CLEAR FLAT GLASS

LAMP CATALOG NO.: MXR150/U/MED. LUMEN RATING: 12500 Lms.

LAMP DESCRIPTION: 150 WATTS MH LAMP

LUMENS PER LAMP: 12500

## CANDELA DISTRIBUTION

	0	5	15	25	35	45	55	60	65	70	75	80	85	90
0	5	5	5	5	5	5	5	5	5	5	5	5	5	5
5	4	5	5	5	4	4	4	5	4	5	5	5	5	5
15	92	87	83	81	69	72	70	65	68	74	80	83	87	91
25	1073	1095	1068	1172	711	799	1206	1186	1149	1127	1136	1156	1182	1208
35	1126	1115	1179	1386	946	961	1360	1336	1337	1326	1372	1454	1565	1657
45	1518	1513	1592	1734	1020	1308	1432	1303	1282	1310	1355	1428	1564	1658
55	3385	3050	3221	2473	1668	1721	1842	1705	1580	1562	1640	1611	1675	1765
65	2838	2886	3385	1863	2169	2148	2457	2704	2855	2788	3232	2735	2378	2219
72.5	702	914	1521	913	1810	2150	2718	2826	2838	3579	<b>4086</b>	3108	2951	3319
75	289	351	618	421	1320	1818	2139	2427	2802	3475	3751	2951	2637	2700
85	17	19	15	13	15	17	28	41	54	39	47	51	57	47
90	5	6	4	4	4	3	5	5	5	6	6	7	7	7
95	5	5	3	2	2	1	2	3	3	4	5	6	6	6
105	17	16	4	2	1	1	1	1	2	3	6	10	12	11
115	7	6	3	2	1	1	1	2	2	3	6	10	14	12
125	3	3	3	2	2	1	2	2	3	3	4	5	6	6
135	3	3	3	2	2	2	2	3	3	3	3	4	4	4
145	4	4	4	4	4	4	4	4	4	4	4	4	4	4
155	12	11	11	12	11	10	11	10	10	10	9	9	8	8
165	4	4	3	2	2	2	2	2	3	4	4	5	5	5
175	2	2	2	2	2	1	2	2	2	2	2	2	2	2
180	2	2	2	2	2	2	2	2	2	2	2	2	2	2

## CANDELA DISTRIBUTION

	90	95	105	115	125	135	145	155	165	175	180
0	5	5	5	5	5	5	5	5	5	5	5
5	5	5	5	4	5	4	4	4	4	5	4
15	91	92	84	48	40	46	44	62	89	103	107
25	1208	1225	1217	1147	512	756	1182	1091	1054	1024	1009
35	1657	1741	1778	1584	634	806	1310	1358	1179	1148	1132
45	1658	1733	1726	1552	637	739	1342	1370	1158	1095	1092
55	1765	1894	2175	1961	614	669	1186	1068	931	898	889
65	2219	1719	1475	1493	732	640	1083	650	523	465	454
72.5	3319	2088	631	621	474	346	282	257	189	170	166
75	2700	1443	451	294	253	198	173	239	159	148	147
85	47	49	37	35	29	16	20	19	29	32	32
90	7	7	7	6	5	4	4	4	4	4	4
95	6	5	4	3	3	2	2	2	3	4	4
105	11	9	4	3	2	2	2	2	3	6	7
115	12	9	4	3	2	2	2	3	5	14	19
125	6	5	4	4	3	2	3	3	4	7	9
135	4	4	4	3	3	3	3	3	4	4	4
145	4	4	4	3	3	3	3	3	4	4	4
155	8	7	7	7	7	6	6	6	6	6	6
165	5	6	5	4	2	2	2	4	6	7	7
175	2	2	2	1	1	1	2	2	2	2	2
180	2	2	2	2	2	2	2	2	2	2	2