

# Austin Testing Laboratories

An Acuity Brands Company

2011 West Rundberg Lane  
Austin, Tx. 78758

PRINT DATE: June 17, 2009

TEST NO: ABA201016

MANUFACTURER: ACUITY BRANDS LIGHTING

LUMINAIRE CATALOG NO.: TLHPC15 3R 150S GCF SR3 DBL

LUMINAIRE DESCRIPTION: TERSEN LUMINAIRE HIGHLAND PARK 1.5 SERIES, WITH (C) STYLE ROOF AND CLEAR FLAT GLASS

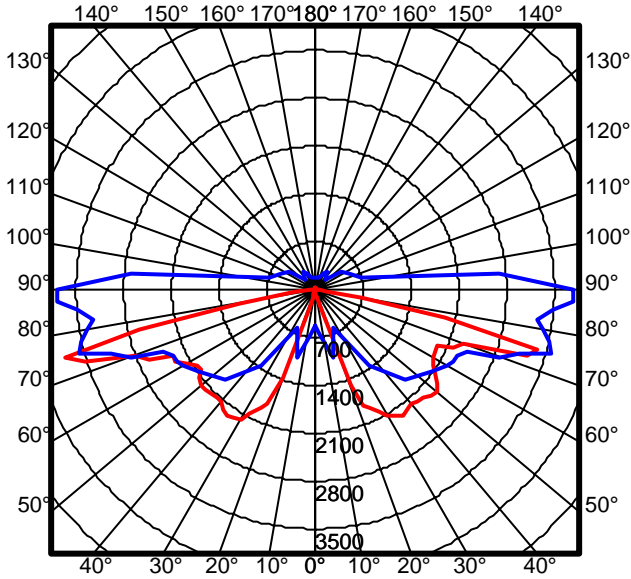
LAMP CATALOG NO.: LU150/MED. LUMEN RATING: 16000 Lms.

LAMP DESCRIPTION: 150 WATTS HPS LAMP

LUMENS PER LAMP: 16000

## MAXIMUM PLANE AND CONE PLOTS

Maximum Candela = 3787.6

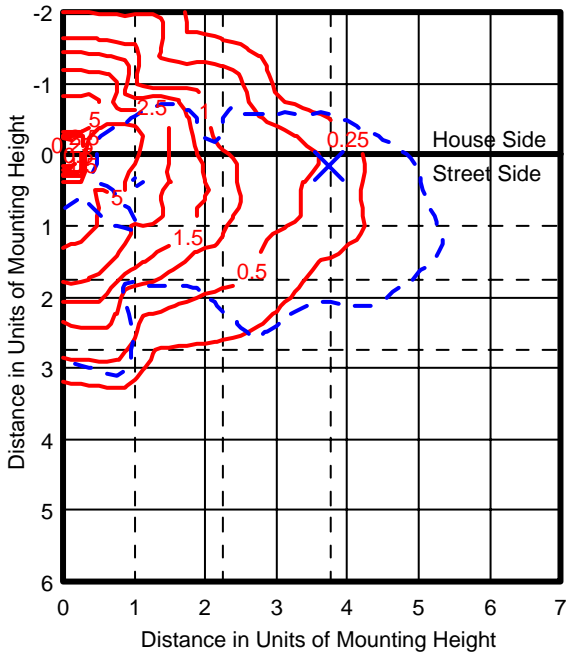


— Max - 87.5° Horiz  
— Max - 75° Vert

## ISOILLUMINANCE PLOT (FC)

Mounting Height = 12 ft.

Classification: Type III, Medium, Semicutoff

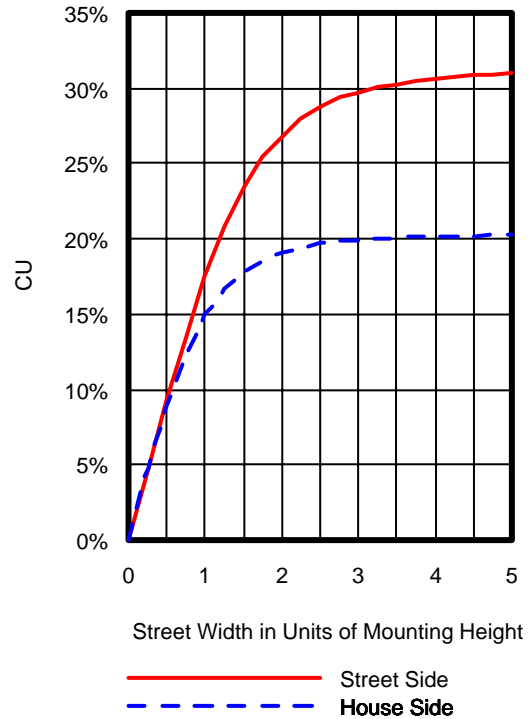


X Maximum Intensity  
- - - 1/2 Maximum Intensity

## ZONAL LUMEN SUMMARY

Zone	Lumens	% Lamp
Downward Street Side	5005.2	31.3
Downward House Side	3259.9	20.4
Downward Total	8265.1	51.7
Upward Street Side	21.6	0.1
Upward House Side	19.5	0.1
Upward Total	41.1	0.3
Total	8306.1	51.9

## COEFFICIENTS OF UTILIZATION



TESTED BY: \_\_\_\_\_

# Austin Testing Laboratories

An Acuity Brands Company

2011 West Rundberg Lane  
Austin, Tx. 78758

PRINT DATE: June 17, 2009

TEST NO: ABA201016

MANUFACTURER: ACUITY BRANDS LIGHTING

LUMINAIRE CATALOG NO.: TLHPC15 3R 150S GCF SR3 DBL

LUMINAIRE DESCRIPTION: TERSEN LUMINAIRE HIGHLAND PARK 1.5 SERIES, WITH (C) STYLE ROOF AND CLEAR FLAT GLASS

LAMP CATALOG NO.: LU150/MED. LUMEN RATING: 16000 Lms.

LAMP DESCRIPTION: 150 WATTS HPS LAMP

LUMENS PER LAMP: 16000

## CANDELA DISTRIBUTION

	0	5	15	25	35	45	55	60	65	70	75	80	85	87.5	90
0	7	7	7	7	7	7	7	7	7	7	7	7	7	7	7
5	7	7	7	7	7	7	7	7	7	7	7	7	7	7	7
15	113	116	113	112	114	114	114	108	112	119	129	129	132	132	133
25	1693	1692	1658	1765	1001	1077	1938	1964	1950	1902	1891	1896	1888	1895	1896
35	1826	1839	1885	1962	1484	1206	2116	2090	2075	2073	2103	2172	2247	2246	2232
45	2595	2503	2440	2304	1692	1211	2194	2020	1895	1885	1927	2019	2123	2163	2211
55	3442	3421	3200	2701	2126	1774	2538	2325	2107	1989	2076	2034	2027	2054	2089
65	2381	2594	2781	1668	2023	2219	2452	3080	2715	2581	2714	2509	2360	2308	2120
75	539	639	1030	614	1353	1866	2089	2234	2294	2877	3562	3392	3495	<b>3788</b>	3779
85	21	24	17	14	16	20	41	73	111	86	88	78	78	68	65
90	7	7	5	4	4	4	5	5	6	7	8	9	10	10	10
95	8	7	5	3	2	2	3	3	4	5	7	8	10	10	10
105	28	27	9	3	1	1	2	2	3	5	10	16	19	19	19
115	12	11	7	4	2	2	2	3	3	5	9	17	23	22	21
125	6	6	5	3	3	2	3	3	4	5	7	9	9	9	9
135	5	5	5	4	4	4	4	4	5	5	5	6	6	6	6
145	7	6	6	6	6	7	7	7	7	7	7	7	7	7	7
155	19	18	19	20	18	18	18	18	17	17	17	16	15	15	14
165	7	7	5	4	3	3	3	4	5	6	8	8	9	10	9
175	4	3	3	3	3	3	3	3	3	3	3	3	3	3	3
180	3	3	3	3	3	3	3	3	3	3	3	3	3	3	3

## CANDELA DISTRIBUTION

	90	95	105	115	125	135	145	155	165	175	180
0	7	7	7	7	7	7	7	7	7	7	7
5	7	7	7	7	7	7	7	7	6	7	7
15	133	130	117	64	56	65	55	72	94	106	129
25	1896	1898	1885	1816	892	955	1751	1715	1655	1629	1615
35	2232	2250	2286	2194	1120	1062	1900	1819	1703	1715	1682
45	2211	2288	2340	2191	1117	979	1821	1794	1548	1486	1470
55	2089	2188	2401	2355	966	755	1516	1391	1243	1185	1175
65	2120	1853	1752	1805	1011	695	1339	971	796	696	677
75	3779	2701	695	556	470	214	310	249	176	163	174
85	65	56	57	48	33	21	26	26	32	34	34
90	10	10	8	7	6	4	5	5	5	6	6
95	10	9	6	4	3	3	3	3	3	5	6
105	19	15	6	4	3	2	2	3	5	10	11
115	21	14	6	4	3	2	3	3	7	24	31
125	9	8	6	5	4	4	4	4	6	10	12
135	6	6	6	5	4	4	4	5	6	7	6
145	7	7	6	6	5	5	5	6	6	6	6
155	14	13	13	12	12	11	11	10	10	10	9
165	9	9	8	6	4	3	3	7	10	12	11
175	3	3	3	3	3	3	3	3	3	3	3
180	3	3	3	3	3	3	3	3	3	3	3