

Austin Testing Laboratories

An Acuity Brands Company

2011 West Rundberg Lane
Austin, Tx. 78758

PRINT DATE: August 4, 2009

TEST NO: ABA201043

MANUFACTURER: ACUITY BRANDS LIGHTING

LUMINAIRE CATALOG NO.: TLHPP15 3R 150M MED ACS GR3 DBL

LUMINAIRE DESCRIPTION: TERSEN LUMINAIRE HIGHLAND PARK 1.5 SERIES (LARGE) W / BEAUX ARTS (P) STYLE ROOF

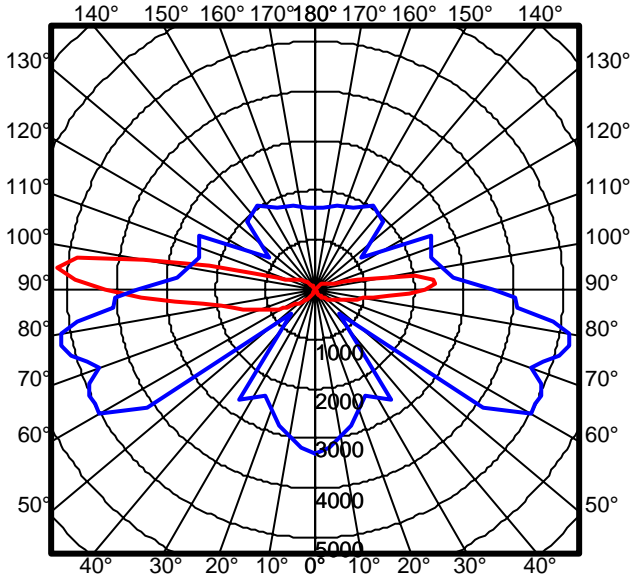
LAMP CATALOG NO.: MXR150/U/MED. LUMEN RATING: 12500 Lms.

LAMP DESCRIPTION: 150 WATTS MH LAMP

LUMENS PER LAMP: 12500

MAXIMUM PLANE AND CONE PLOTS

Maximum Candela = 5232

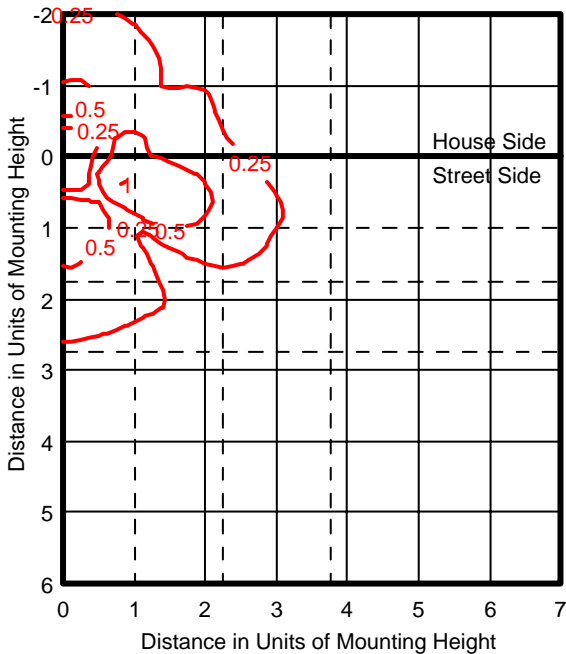


— Max - 77.5° Horiz
— Max - 95° Vert

ISOILLUMINANCE PLOT (FC)

Mounting Height = 12 ft.

Classification: Unclassified (Type I, Very Short), Noncutoff

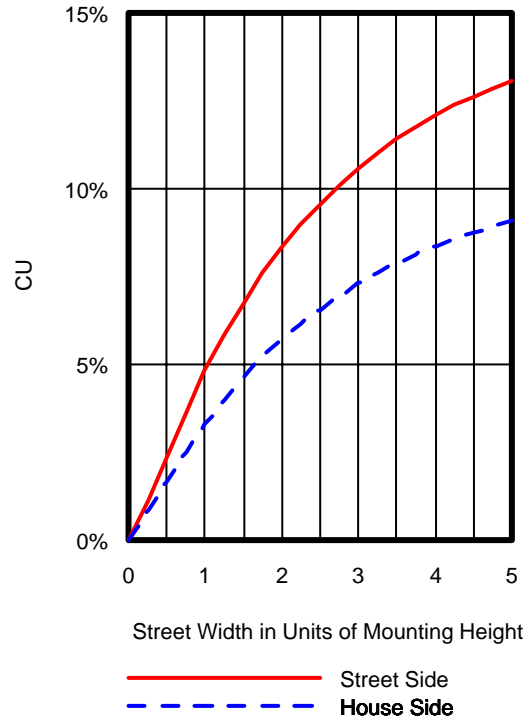


— X — Maximum Intensity
- - - 1/2 Maximum Intensity

ZONAL LUMEN SUMMARY

Zone	Lumens	% Lamp
Downward Street Side	2287.6	18.3
Downward House Side	1676.6	13.4
Downward Total	3964.2	31.7
Upward Street Side	2718.0	21.7
Upward House Side	1594.7	12.8
Upward Total	4312.7	34.5
Total	8276.9	66.2

COEFFICIENTS OF UTILIZATION



TESTED BY: _____

Austin Testing Laboratories

An Acuity Brands Company

2011 West Rundberg Lane
Austin, Tx. 78758

PRINT DATE: August 4, 2009

TEST NO: ABA201043

MANUFACTURER: ACUITY BRANDS LIGHTING

LUMINAIRE CATALOG NO.: TLHPP15 3R 150M MED ACS GR3 DBL

LUMINAIRE DESCRIPTION: TERSEN LUMINAIRE HIGHLAND PARK 1.5 SERIES (LARGE) W / BEAUX ARTS (P) STYLE ROOF

LAMP CATALOG NO.: MXR150/U/MED. LUMEN RATING: 12500 Lms.

LAMP DESCRIPTION: 150 WATTS MH LAMP

LUMENS PER LAMP: 12500

CANDELA DISTRIBUTION

	0	5	15	25	35	45	55	60	65	70	75	77.5	80	85	90
0	5	5	5	5	5	5	5	5	5	5	5	5	5	5	5
5	5	6	5	5	4	5	5	5	5	5	5	5	5	5	5
15	8	8	7	7	6	6	7	7	7	7	7	7	7	7	7
25	47	46	41	36	28	30	53	60	66	72	73	73	71	65	57
35	175	171	165	145	109	97	172	208	215	189	165	159	150	136	138
45	260	252	245	239	220	141	304	369	410	393	334	296	270	236	225
55	398	406	385	362	357	158	480	547	636	663	618	574	521	413	361
65	641	643	614	615	623	168	730	832	942	991	968	913	871	741	602
75	1042	1047	994	950	978	203	1112	1308	1450	1439	1528	1493	1396	1208	1072
85	1710	1780	1585	1407	1572	338	2009	2497	2718	2492	2770	2832	2801	2358	2315
90	2607	2672	2332	1943	2291	483	3203	3967	4187	3712	4237	4247	4367	3378	3514
95	3295	3190	2827	2359	2691	664	4149	5004	5037	4609	5100	5232	5208	4100	3593
105	1119	1122	1096	951	1023	455	1253	1499	1334	1313	1315	1243	1141	943	751
115	360	363	341	326	309	210	359	464	468	478	481	469	446	397	332
125	260	262	250	242	202	148	230	318	365	389	350	322	299	256	230
135	141	144	133	116	73	45	67	98	144	173	166	159	144	127	117
145	46	45	34	24	11	9	10	12	15	19	23	24	25	25	24
155	7	8	7	8	6	7	7	7	7	7	7	7	7	7	7
165	7	7	6	6	4	5	5	5	5	5	5	5	5	5	5
175	5	6	5	6	3	5	5	5	4	4	4	4	5	5	4
180	5	5	5	5	5	5	5	5	5	5	5	5	5	5	5

CANDELA DISTRIBUTION

	90	95	105	115	125	135	145	155	165	175	180
0	5	5	5	5	5	5	5	5	5	5	5
5	5	5	5	5	5	5	4	6	5	6	5
15	7	7	7	7	8	8	7	8	8	9	8
25	57	50	42	35	26	27	39	52	60	63	64
35	138	129	124	103	88	82	108	138	154	157	156
45	225	222	221	191	173	156	187	208	219	215	211
55	361	343	337	311	244	258	294	299	302	294	291
65	602	533	502	514	312	402	442	478	472	430	425
75	1072	899	766	783	418	648	759	716	702	677	642
85	2315	1815	1513	1665	775	1415	1619	1369	1358	1348	1308
90	3514	2706	2247	2433	1058	2060	2223	1852	1818	1767	1724
95	3593	2801	2424	2560	1140	1952	2048	1836	1743	1671	1643
105	751	640	577	639	348	429	472	484	471	444	439
115	332	305	288	293	204	215	236	269	276	274	273
125	230	230	231	224	148	114	152	199	214	217	217
135	117	114	101	74	46	25	37	62	80	91	98
145	24	23	17	12	9	8	7	9	11	14	14
155	7	7	7	6	7	7	5	7	7	7	7
165	5	5	5	5	5	5	3	6	5	6	5
175	4	4	4	5	5	5	4	5	5	6	6
180	5	5	5	5	5	5	5	5	5	5	5